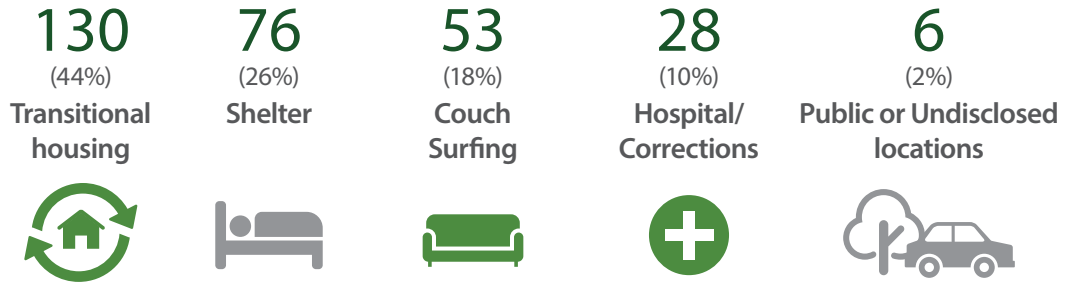


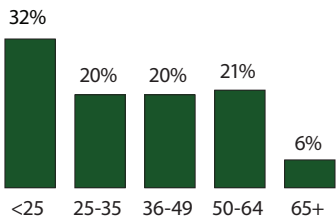
# Halton Region's Point in Time Count 2021 Dashboard (January - December 2021)

**293**  
Individuals/head of households identified as experiencing homelessness

## Staying in:

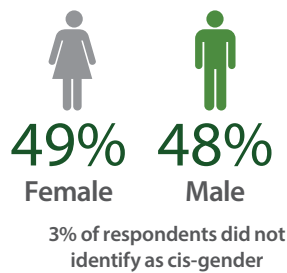


## Age Range

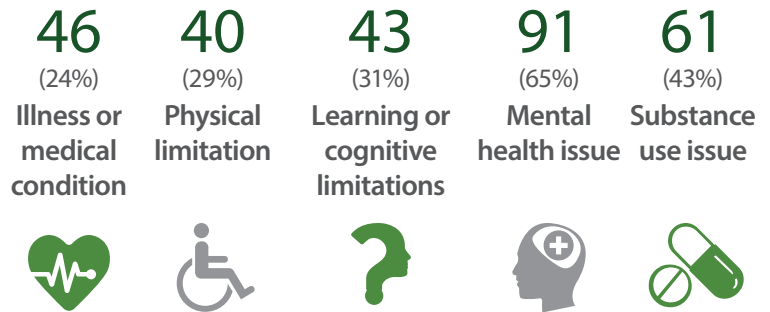


- 42% of people experiencing homelessness identified as racialized
- 8% of people experiencing homelessness identified as LGBTQ2S+
- 9% of people experiencing homelessness in Halton are newcomers (arrived in Canada in the last 5 years)

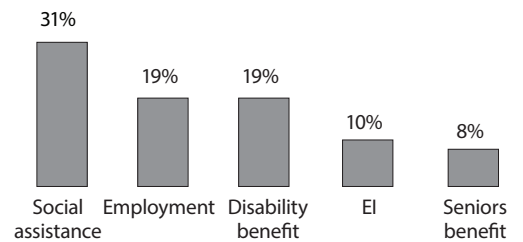
## Demographics



## People experiencing homelessness in Halton reported facing the following health issues:



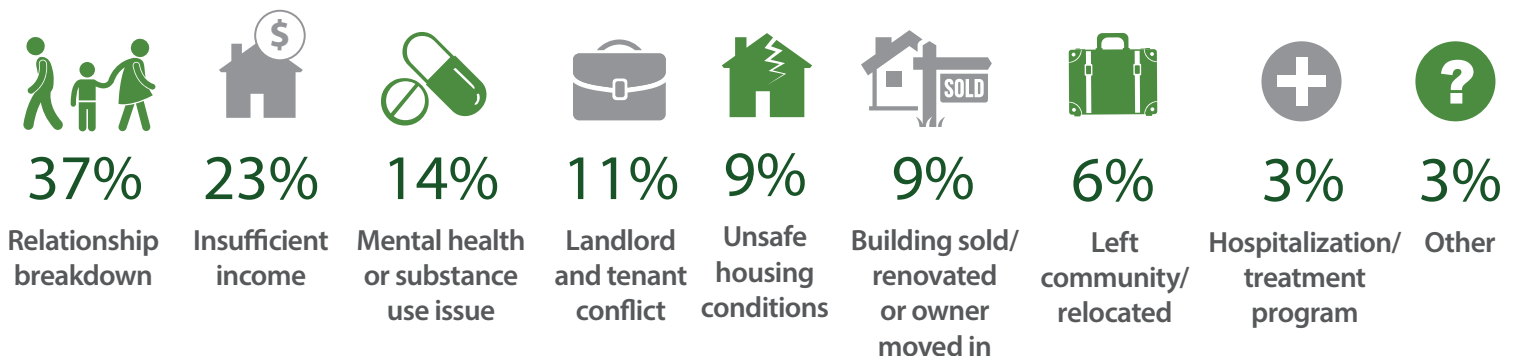
## Top 5 Sources of Income



## Highlights

- People experiencing homelessness who reported receiving employment insurance (EI) has increased by 8% since 2018
- 19% of people experiencing homelessness are employed but lack availability in the private market rental space

## Reasons for Housing Loss



Percentages rounded

